Rexroth
Bosch Group

Typenschlüssel : Bediengerät

BTA10.1

Maschinen-Steuertafel

INN 48.11-10-01
2002-02-18

Kurztext-Spalte →	1	2	3	4	5	6	7	8	9	10	1	2	3	4	5	6	7	8	9	20	1	2	3	4	5	6	7	8	9	30	1	2	3	4	5	6	7	8	9	40
Beispiel:	B	T	A	1	0	.	1	-	N	B																														

1. Produkt
1.1 BTA . . . . . = BTA

2. Baureihe
2.1 10 . . . . . = 10

3. Ausführung
3.1 1 . . . . . = 1

4. Modulausführung
4.1 Not-Aus-Modul . . . . . = NB
4.2 Not-Aus-Modul . . . . . = NE
4.3 Vorschuboverride-Modul . . . . . = VB

Bildbeispiel: BTA10.1

NB
(Not-Aus-Modul)

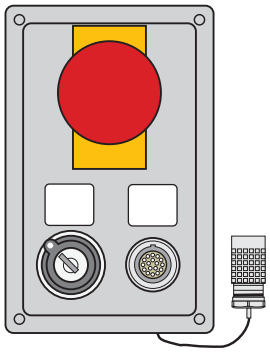

NE
(Not-Aus-Modul)

VB
(Vorschuboverride-Modul)

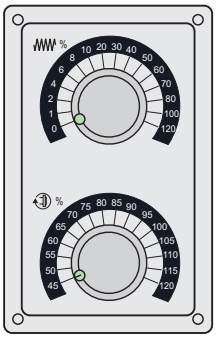

"Schutzvermerk DIN 34 beachten" - "Copyright reserved"

Rexroth Indramat GmbH
Bgm.-Dr.-Nebel-Straße 2 • D-97816 Lohr a. Main
Telefon (0 93 52) 40-0 • Telefax (0 93 52) 40-48 85

geändert: BRC/NOR, Weißbeck
geprüft: BRC/NOR, Höhnlein
erstellt in: FreeHand 9.0

Höhnlein

Electric Drives and Controls

Daten- oder Maßangaben dienen nur der unverbindlichen Information über grundsätzliche Produktmerkmale !

Rexroth
Bosch Group

Type code : User terminal

BTA10.1

Machine control board

INN 48.11-10-01
2002-02-18

Abbrev. Column →	1	2	3	4	5	6	7	8	9	10	1	2	3	4	5	6	7	8	9	20	1	2	3	4	5	6	7	8	9	30	1	2	3	4	5	6	7	8	9	40
Example:	B	T	A	1	0	.	1	-	N	B																														

1. Product
1.1 BTA . . . . . = BTA

2. Line
2.1 10 . . . . . = 10

3. Design
3.1 1 . . . . . = 1

4. Module design
4.1 Emergency-stop module . . . . . = NB
4.2 Emergency-stop module . . . . . = NE
4.3 Feed override module . . . . . = VB

Illustration example: BTA10.1

NB
(Emergency-stop module)

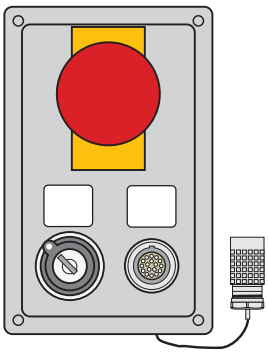

NE
(Emergency-stop module)

VB
(Feed override module)

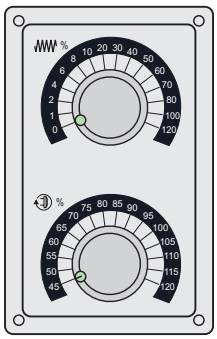

"Schutzvermerk DIN 34 beachten" - "Copyright reserved"

Rexroth Indramat GmbH
Bgm.-Dr.-Nebel-Straße 2 • D-97816 Lohr a. Main
Telephone (0 93 52) 40-0 • Telefax (0 93 52) 40-48 85

revised: BRC/NOR, Weißbeck
proved: BRC/NOR, Höhnlein
draw up in: FreeHand 9.0

Höhnlein

Electric Drives and Controls

Data and dimensions serve inform about product characteristics and are not binding !